


Altegra

WINDOW &
DOOR SYSTEMS



Altegra
WINDOW &
DOOR SYSTEMS

ALI FOLD PROFILE




Technical data for our Ali FOLD profile used in aluminium folding sliding door systems.

Learn more by visiting altegrawindowanddoorsystems.co.uk

SCOPE



The Ali FOLD folding sliding door has been designed to meet current and future building regulation, with impressive U values and thermal performances. Ali FOLD is an evolved generation of aluminium door systems manufactured in the UK. They combine the long life and low maintenance of powder coated aluminium externally with a polyamide high performance thermal barrier. Ali FOLD open-in folding sliding doors are capable of accepting glazing up to 48mm thick depending on weightand is also available with a floating mullion option.

MATERIALS

-  All aluminium sections are extruded using Aluminium Alloy 6060 or 6063 T6 to BS EN 755 part 9 2008 or BS EN 12020-2.
-  Polyamide thermal barriers are manufactured in accordance with PA66 GF25.
-  Gaskets are manufactured in accordance with BS3734.

FINISHES

Ali FOLD open-in folding sliding door sections are available typically in two finishes...

-  Polyester Powder Coating to BS EN12206-1: 2004 Part 1 - painted in house. Surface finish at 40 microns standard, or enhanced to 60 microns for marine environments, in accordance with ISO 9001, ISO 14001 and ISO 18001.
-  Anodised finishes are to BS3897:1991 to a minimum of 25 microns (AA25), supplied in either satin or polished finish in a limited range of colours.

CONSTRUCTION

Ali FOLD is constructed using mitred corners, joined with crimped or mechanical cleats; alignment chevrons assist in clean, accurate mitres.

A proprietary sealant is used on all metal joints in line with good practice.

Weather Rating

Tested to BS6375-1, BS6375-2 and BS6375-3 Annex A

Typical* sizes (standard duty)

Max Door Leaf Width	1000mm
Max Door Leaf Height	2616mm
Max Weight Per Door Leaf	100Kg

Typical* sizes (heavy duty)

Max Door Leaf Width	1300mm
Max Door Leaf Height	2400mm
Max Weight Per Door Leaf	125Kg


*For guidance only - when exceeded please consult our technical department

Glazing

Thickness	28mm - 48mm
-----------	-------------

For thicker options please consult our technical department

Average U values

CEN standard - Standard		2000 x 2180mm
	28mm Double Glazed Unit	1.64 W/m ² K
	48mm Triple Glazed Unit	1.21 W/m ² K
CEN standard - Thermally Enhanced		2000 x 2180mm
	28mm Double Glazed Unit	1.61 W/m ² K
	48mm Triple Glazed Unit	1.19W/m ² K

For glazing specification please contact our technical department

ENVIRONMENTAL

Ali FOLD, when used on projects involved in a BREEAM assessment, or within the Code for a Sustainable Built Environment and the Code for Sustainable Homes (which therefore involves the Green Guide to specification) can offer significant benefits. For project specific assistance, please email us at trade@altegra.co.uk

Enquire with Altegra

Call 01460 242 400
Email trade@altegra.co.uk
Visit www.altegrawindowanddoorsystems.co.uk